

LOADING DOCK (LARGE VEHICLES ONLY)
VEHICLES WITH CLEARANCE HEIGHT
LESS THAN 8 FEET 2 INCHES MUST
USE PARKING GARAGE ENTRANCE

TERMINAL BUILDING

NOTES

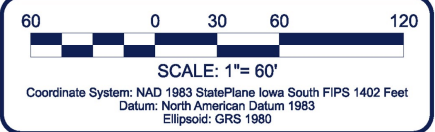
1. ALL VEHICLES (INCLUDING MEDIA) MUST BE ATTENDED AT ALL TIMES.
2. UNATTENDED VEHICLES ARE SUBJECT TO TICKETING AND IMPOUND.
3. PASSENGERS IN COURTESY VANS, LIMOUSINES, AND SHUTTLE BUSES MAY UNLOAD ALONG THE FRONT CURB DURING RAIN AND SNOW UNLESS DIRECTED OTHERWISE BY THE DES MOINES POLICE DEPT.
4. USE ASSIGNED PARKING AREAS ONLY!
5. PERSONS WITH DISABILITIES MAY LOAD AND UNLOAD FROM ANY TYPE OF VEHICLE (EXCEPT BUSES) AT ANY PUBLIC AREA ALONG THE FRONT OF THE TERMINAL.

LEGEND

- DOOR
- HOTEL / PARKING SHUTTLES
- TAXI
- TOUR/CHARTER BUS LOADING/UNLOADING
- PUBLIC (NON-COMMERCIAL) UNLOADING AREA
- RIDESHARE
- LIMOUSINES
- ACCESSIBLE LOADING ZONE
- SHUTTLE LOADING

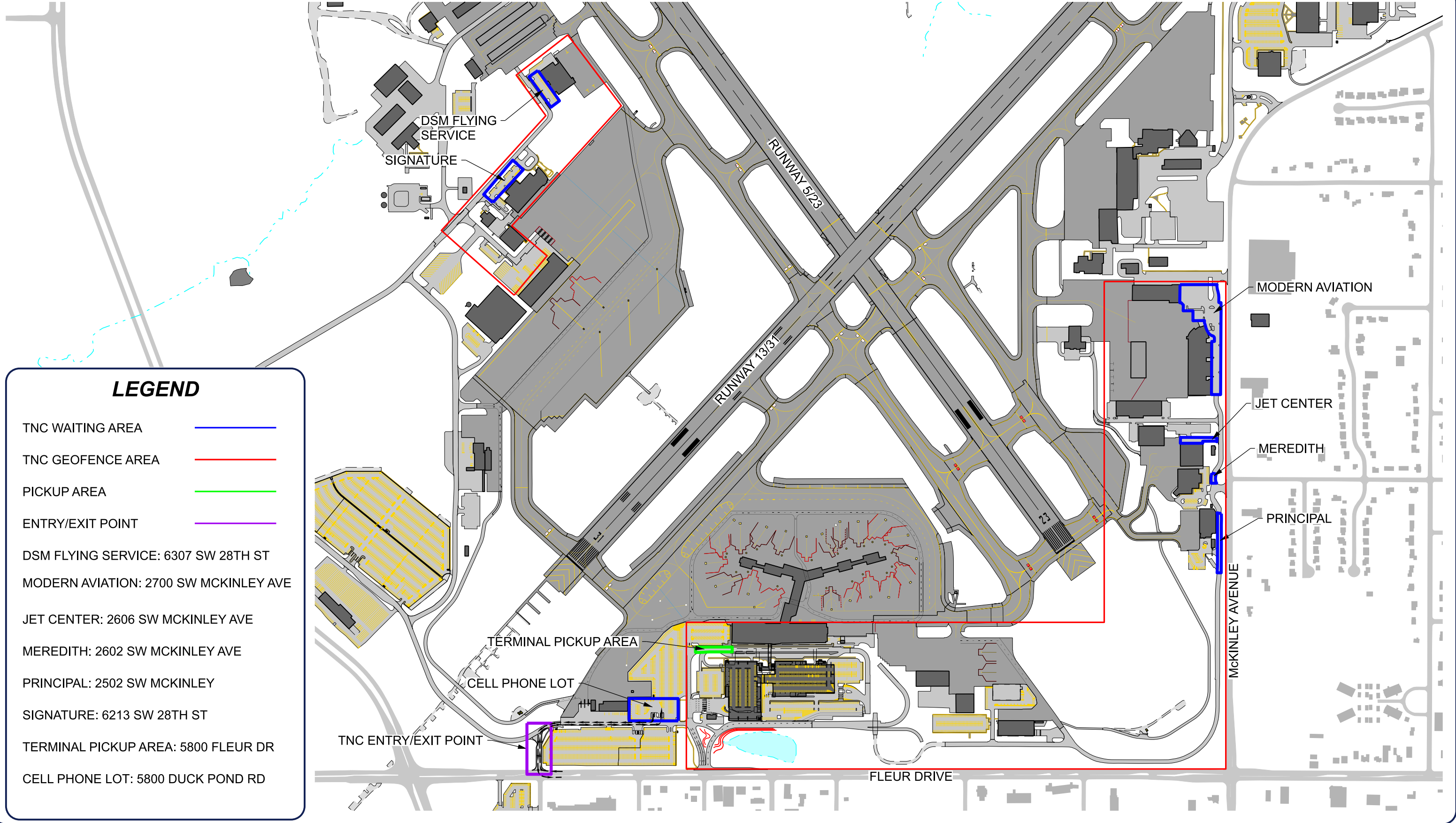


TERMINAL PARKING DIAGRAM



6/12/2021 P:\WORKING\Eng\Proposals\170000\1701\170112_Terminal Parking Diagram-14512_Terminal Parking Diagram.dgn

5/24/2023 P:\WORKING\Eng-Perpetual\Projects\2023\23-E004_Airport Operations Exhibits\TNC Geofence Area\23-E004_TNC Geofence Area.dgn

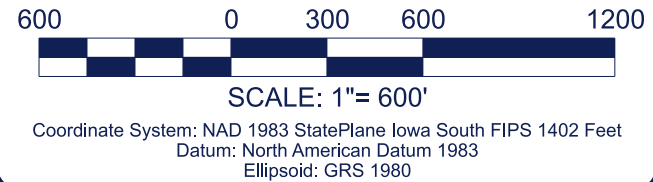


LEGEND

- TNC WAITING AREA —
- TNC GEOFENCE AREA —
- PICKUP AREA —
- ENTRY/EXIT POINT —
- DSM FLYING SERVICE: 6307 SW 28TH ST
- MODERN AVIATION: 2700 SW MCKINLEY AVE
- JET CENTER: 2606 SW MCKINLEY AVE
- MEREDITH: 2602 SW MCKINLEY AVE
- PRINCIPAL: 2502 SW MCKINLEY
- SIGNATURE: 6213 SW 28TH ST
- TERMINAL PICKUP AREA: 5800 FLEUR DR
- CELL PHONE LOT: 5800 DUCK POND RD



TNC GEOFENCE AREA ATTACHMENT "B"



DRAWN:	MJS
CHECKED:	CRT
DATE:	5/24/2023
FILE:	23-E004